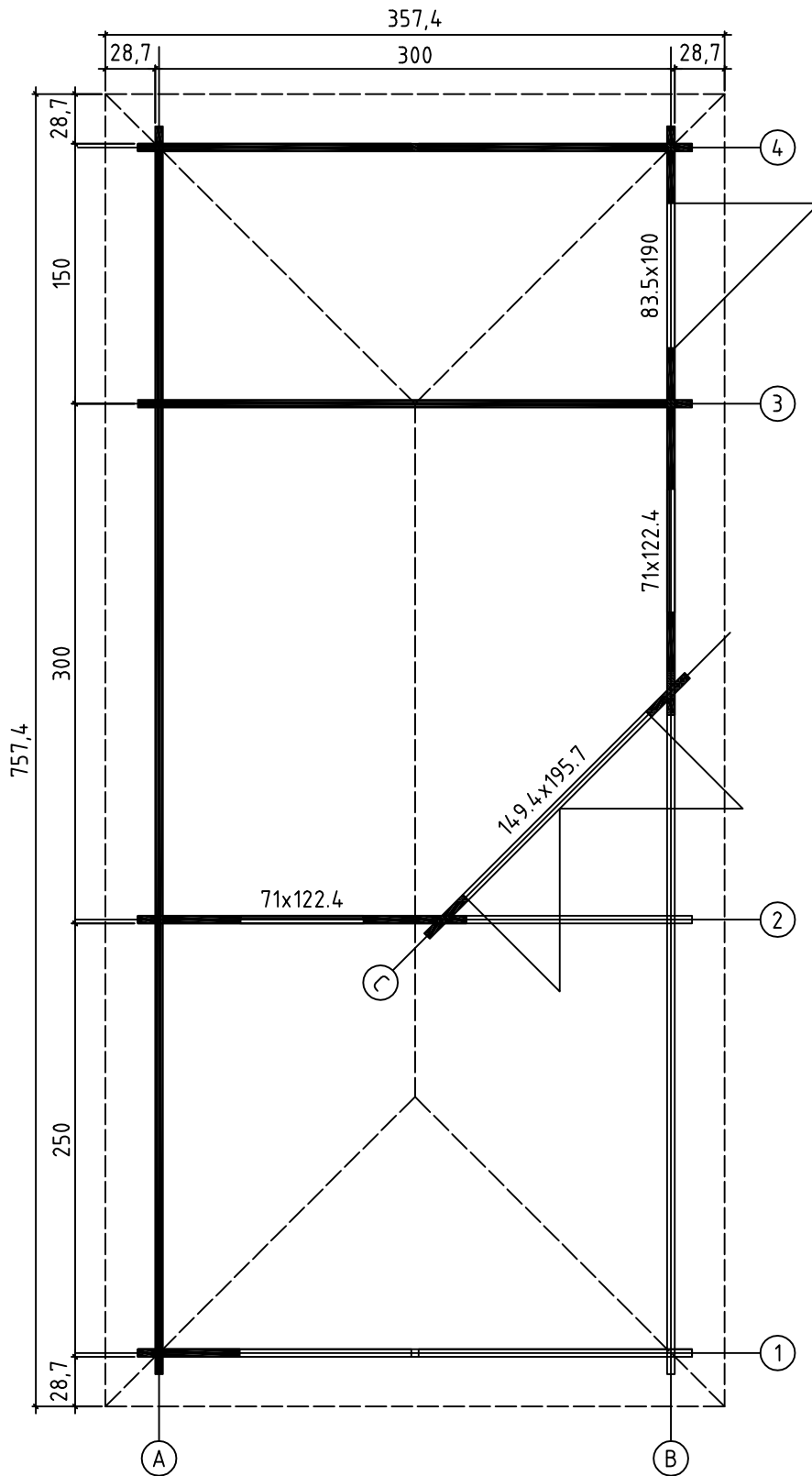
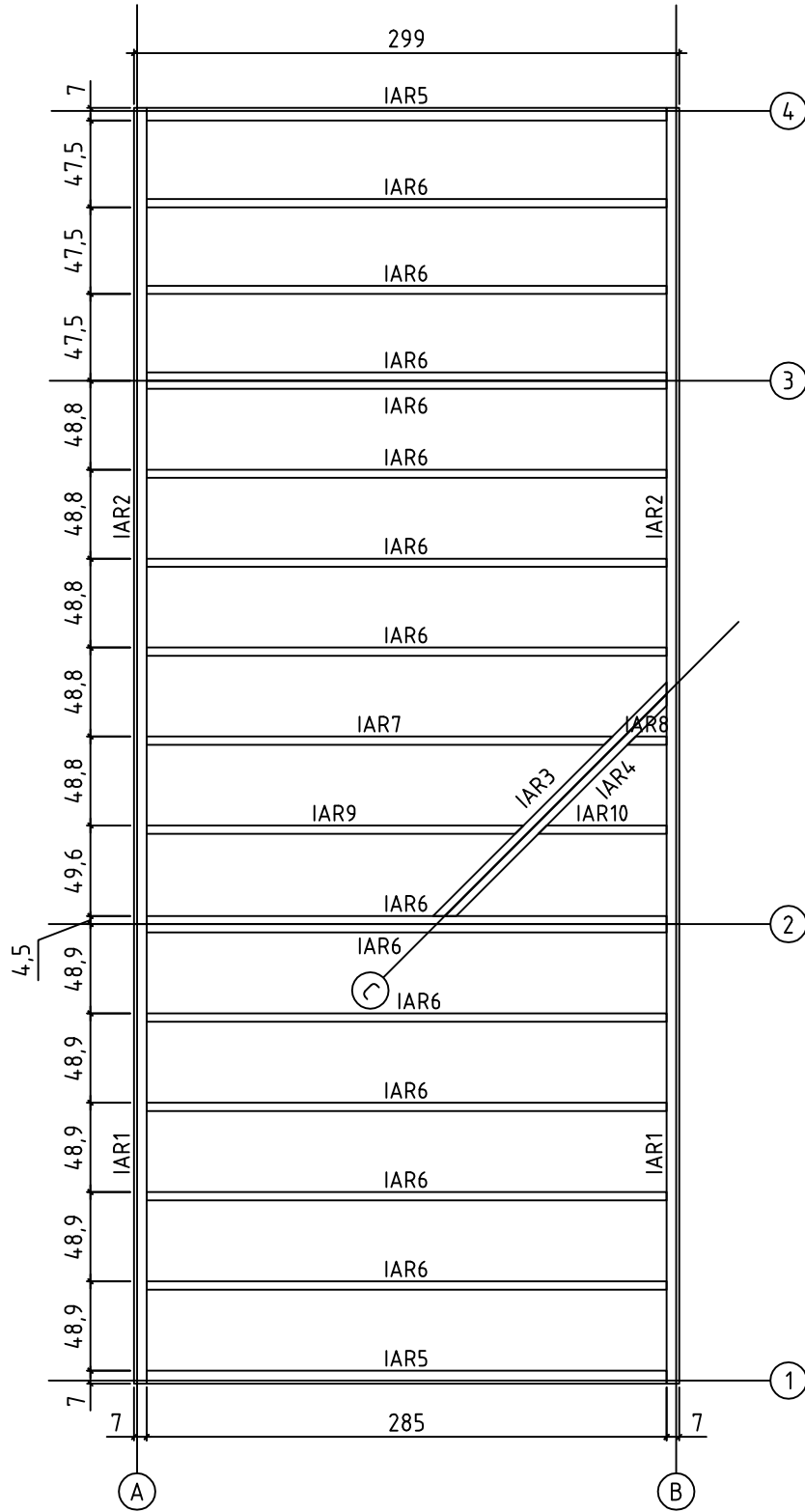


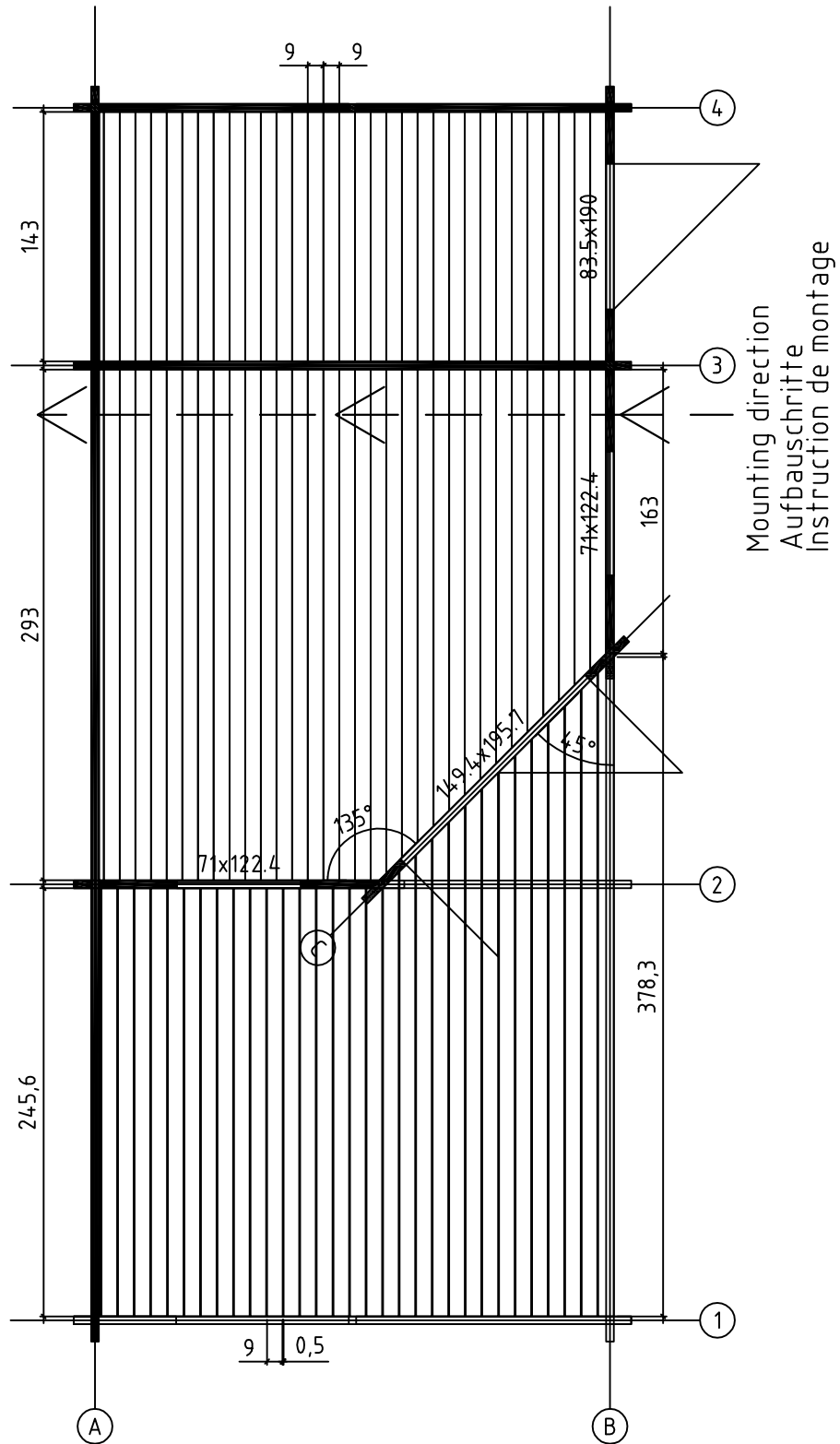
GROUNDPLAN - GRUNDPLAN - PLAN DE MASSE



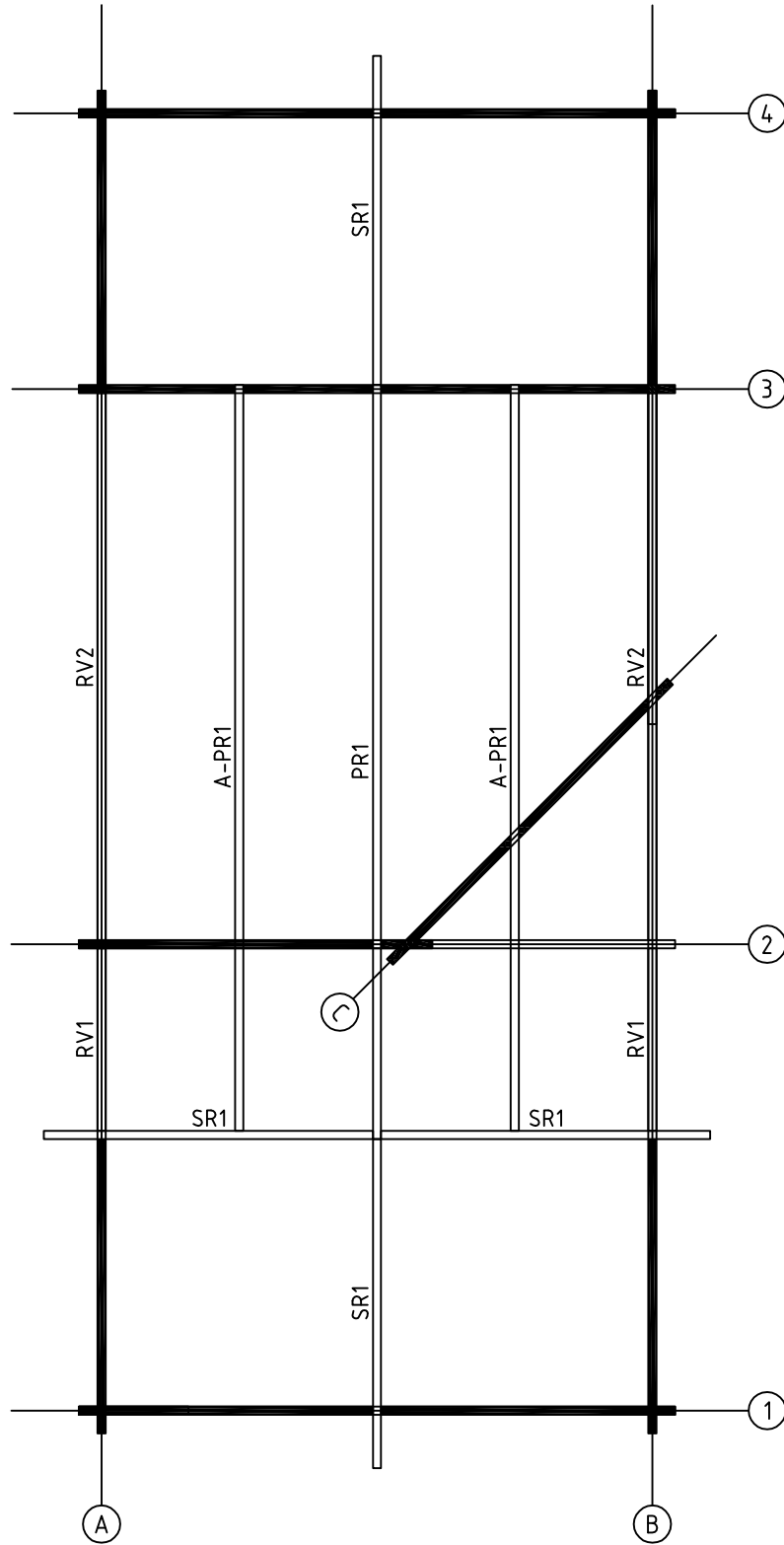
FOUNDATION - FUNDAMENT - FONDAZIONE



FLOOR BOARDS - FUSSBODENBRETTER - PLAN POSE PLANCHER

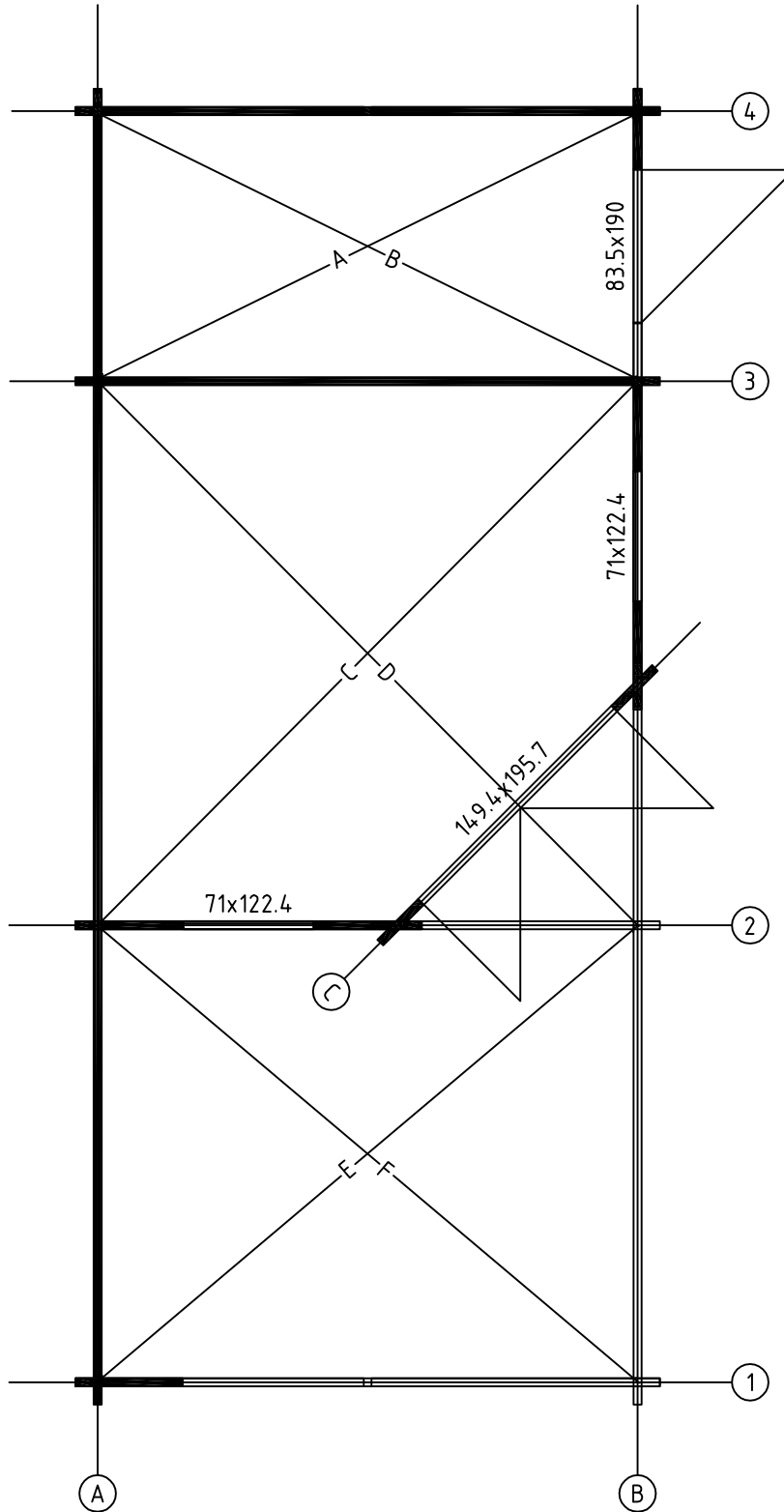


ROOF PLAN - DACH-PLAN - PLAN DU TOIT

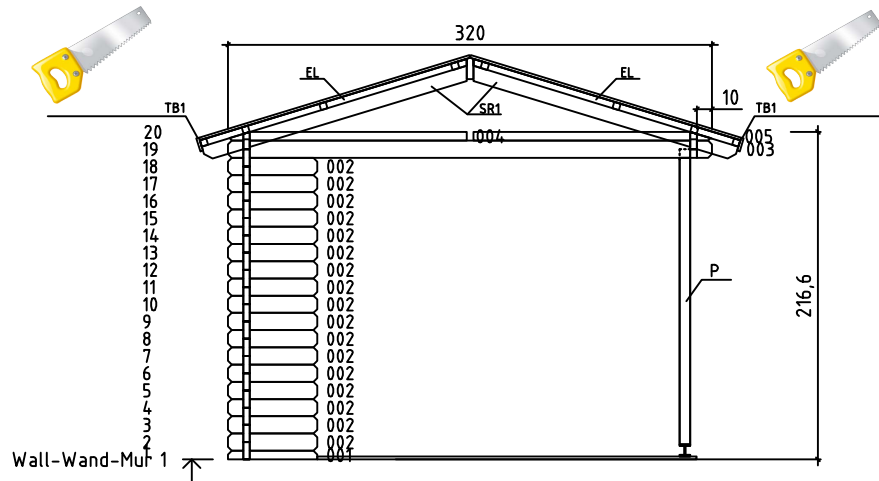


Art.Nr. 446200

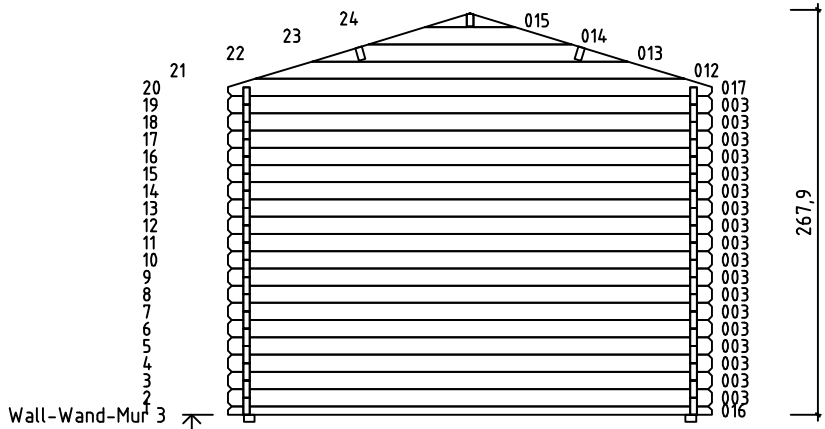
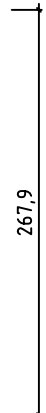
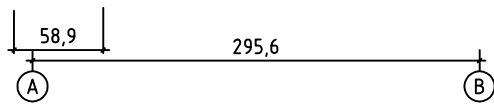
Diagonal must be equal A=B; C=D; E=F  
Prüfung diagonale Austrichtung A=B; C=D; E=F  
Controle des diagonales A=B; C=D; E=F



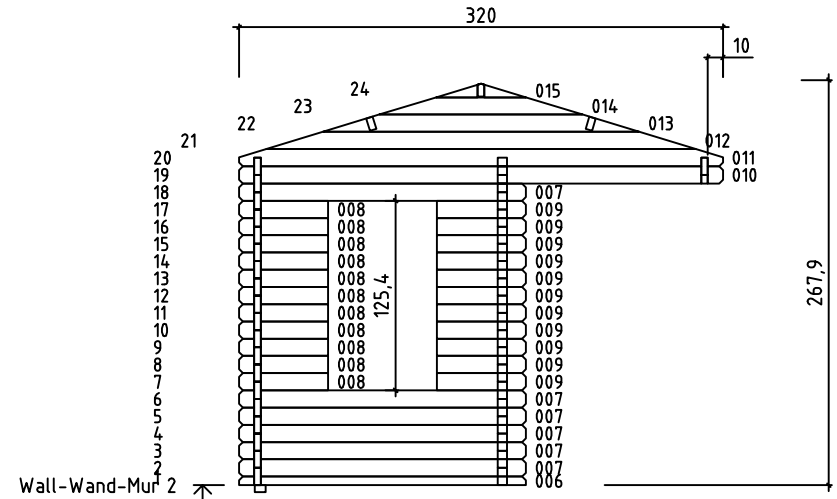

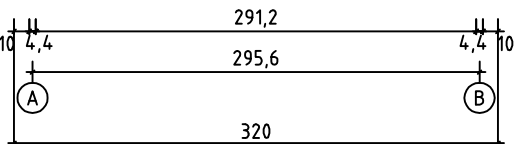
Art.Nr. 446200






Wall-Wand-Mur 1



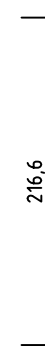
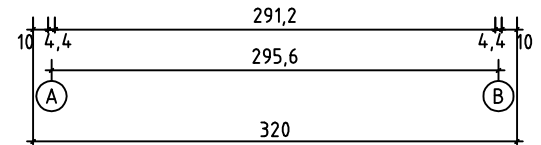
Wall-Wand-Mur 3

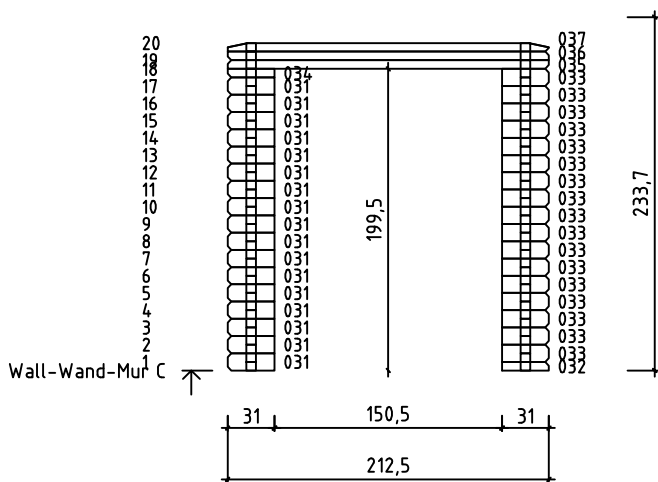
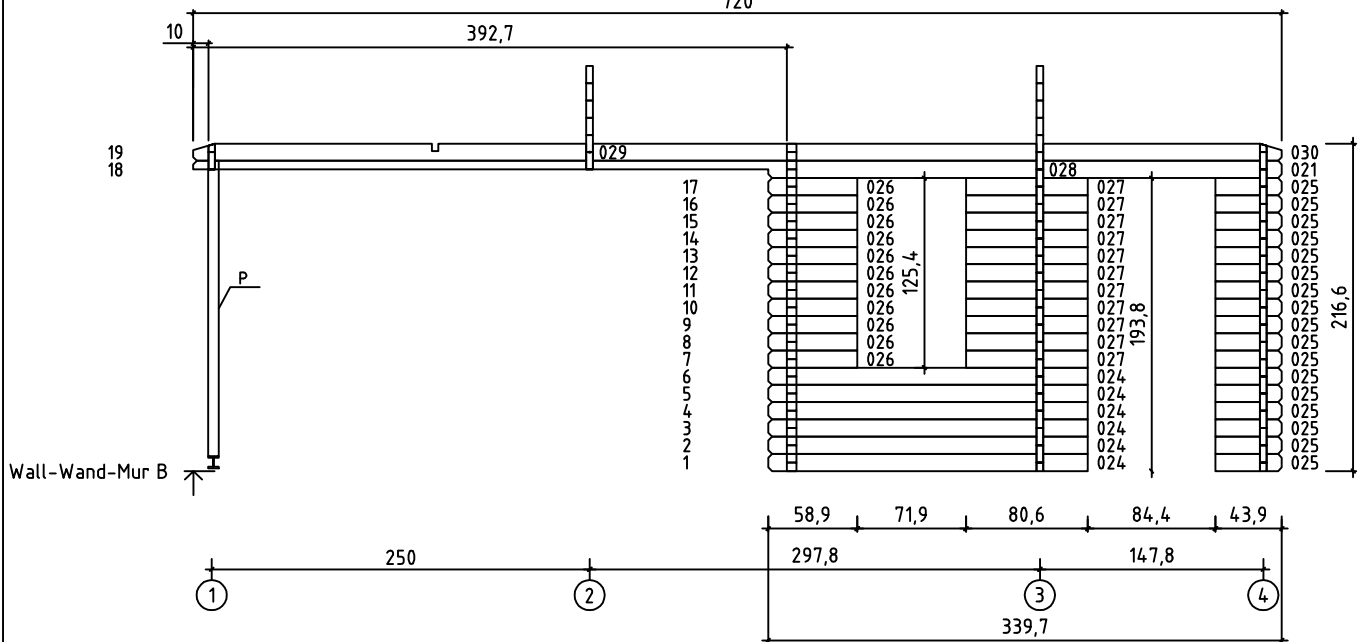
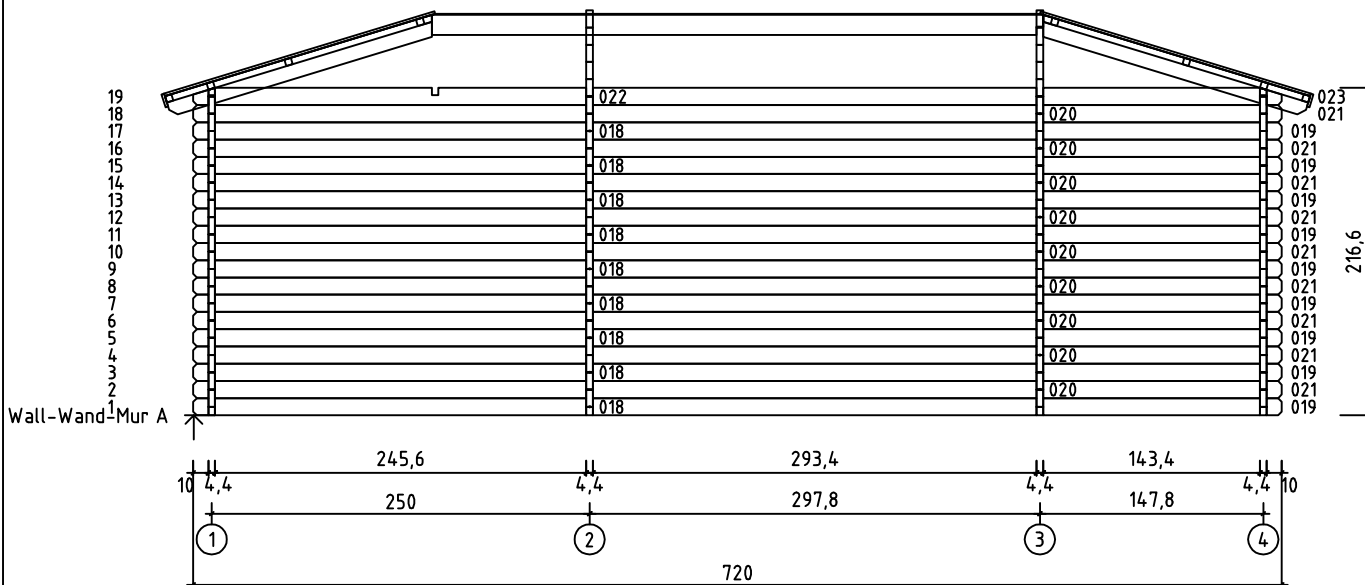


Wall-Wand-Mur 2



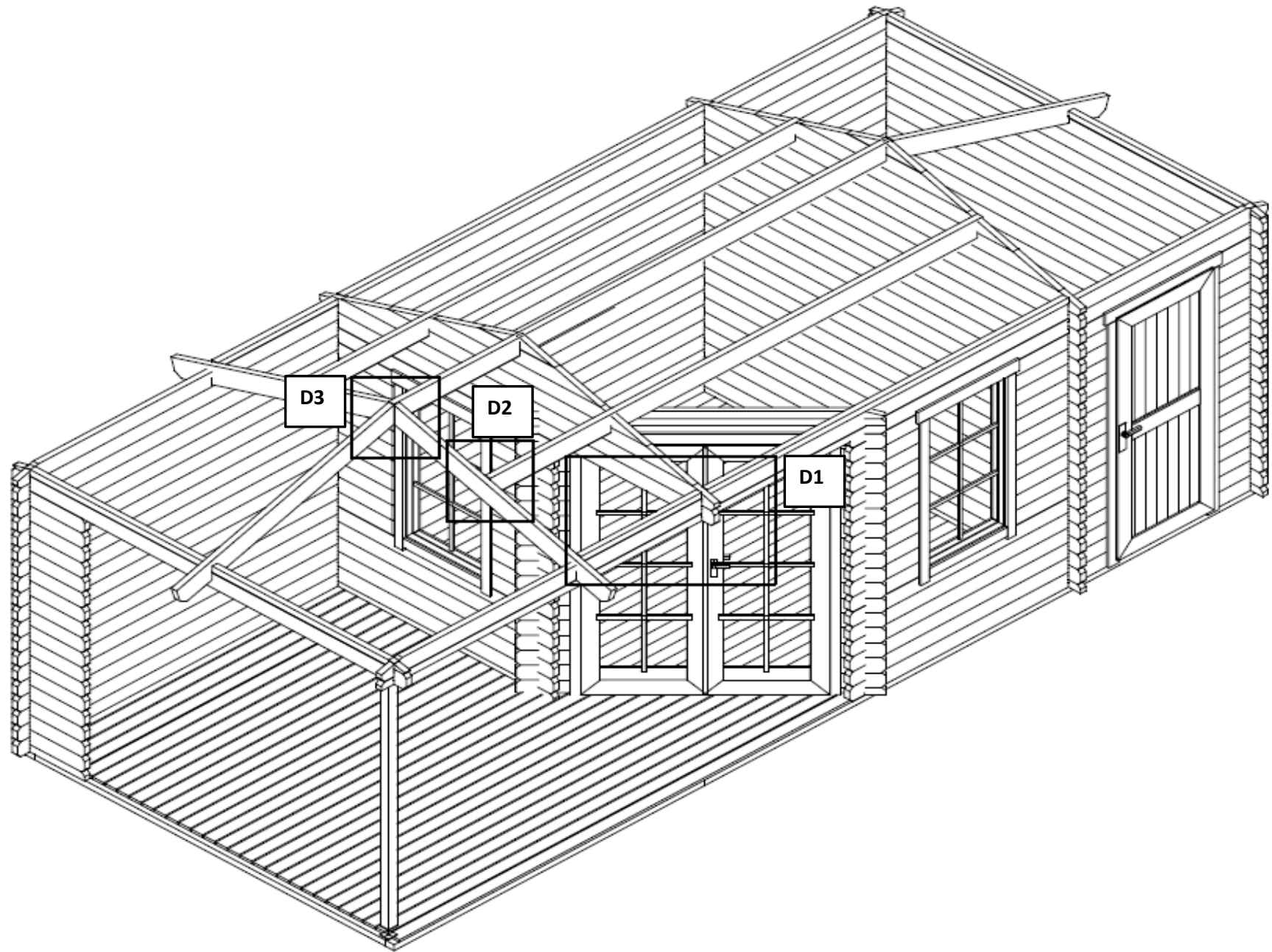
Wall-Wand-Mur 4

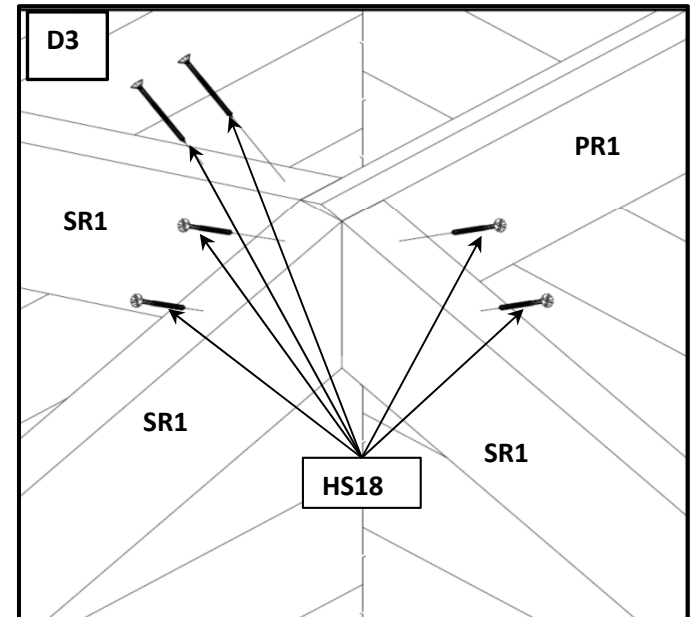
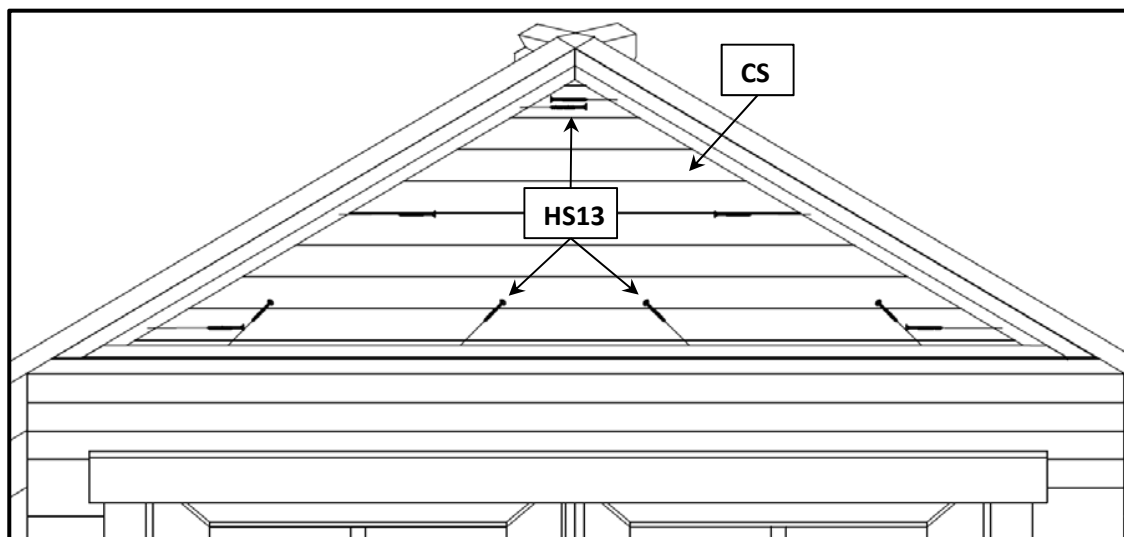
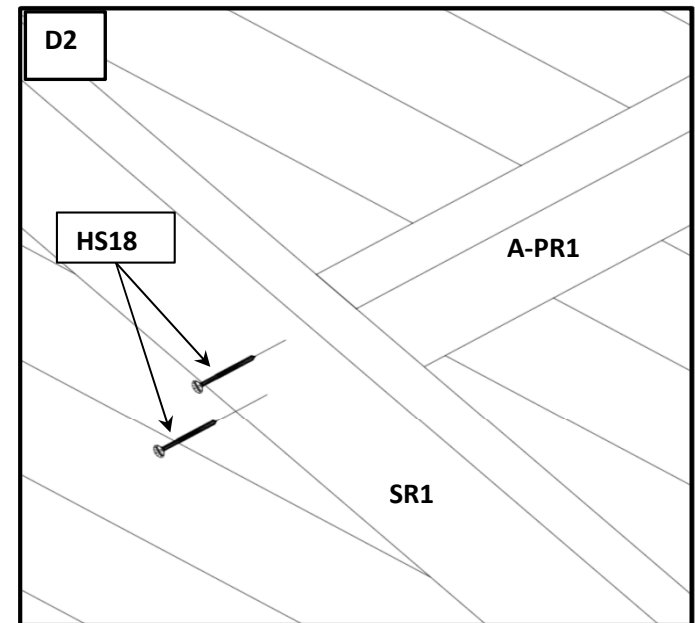
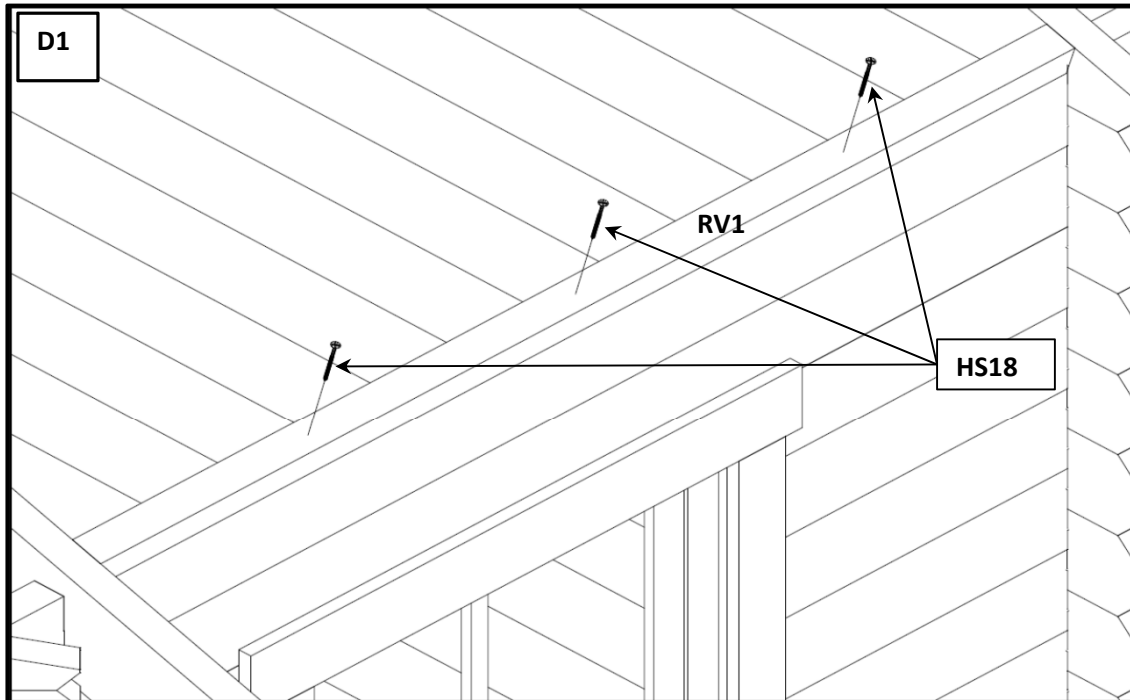






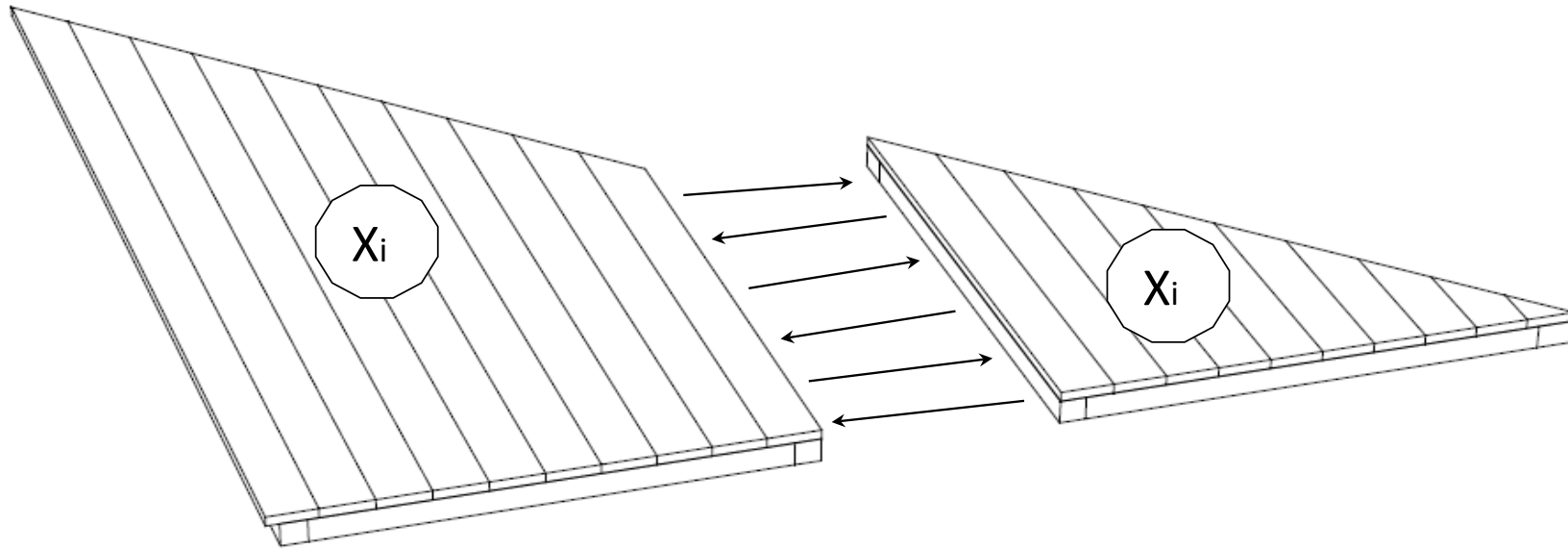
Art.Nr. 446200



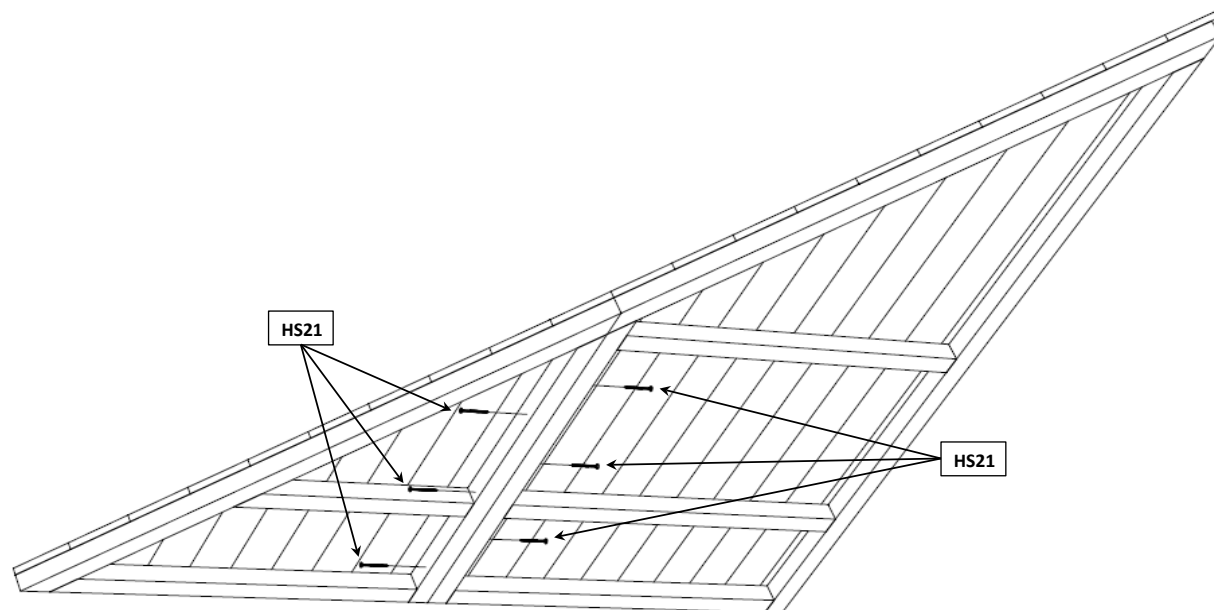


Art.Nr. 446200

TOP VIEW - ANSICHT VON OBEH - VUE DE DESSUS

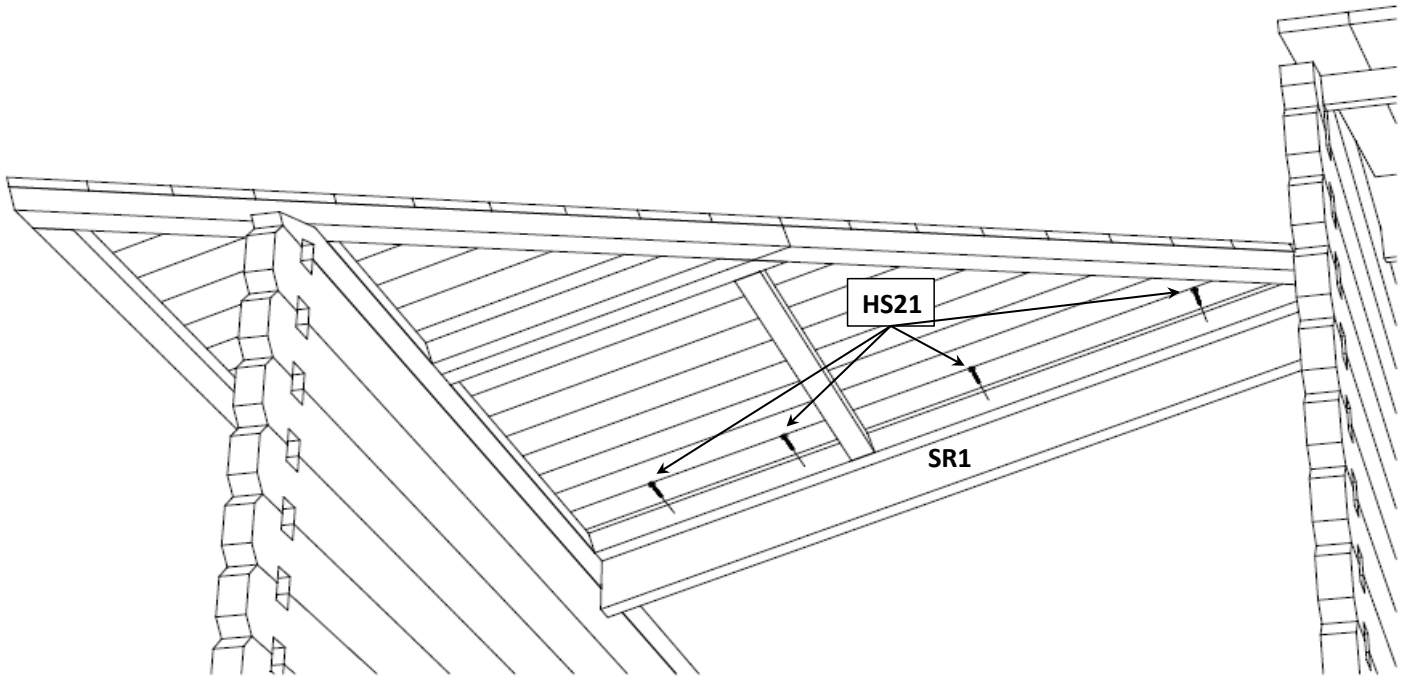


FROM BELOW - VUE DE DESSOUS - ANSICHT VON UNTEN

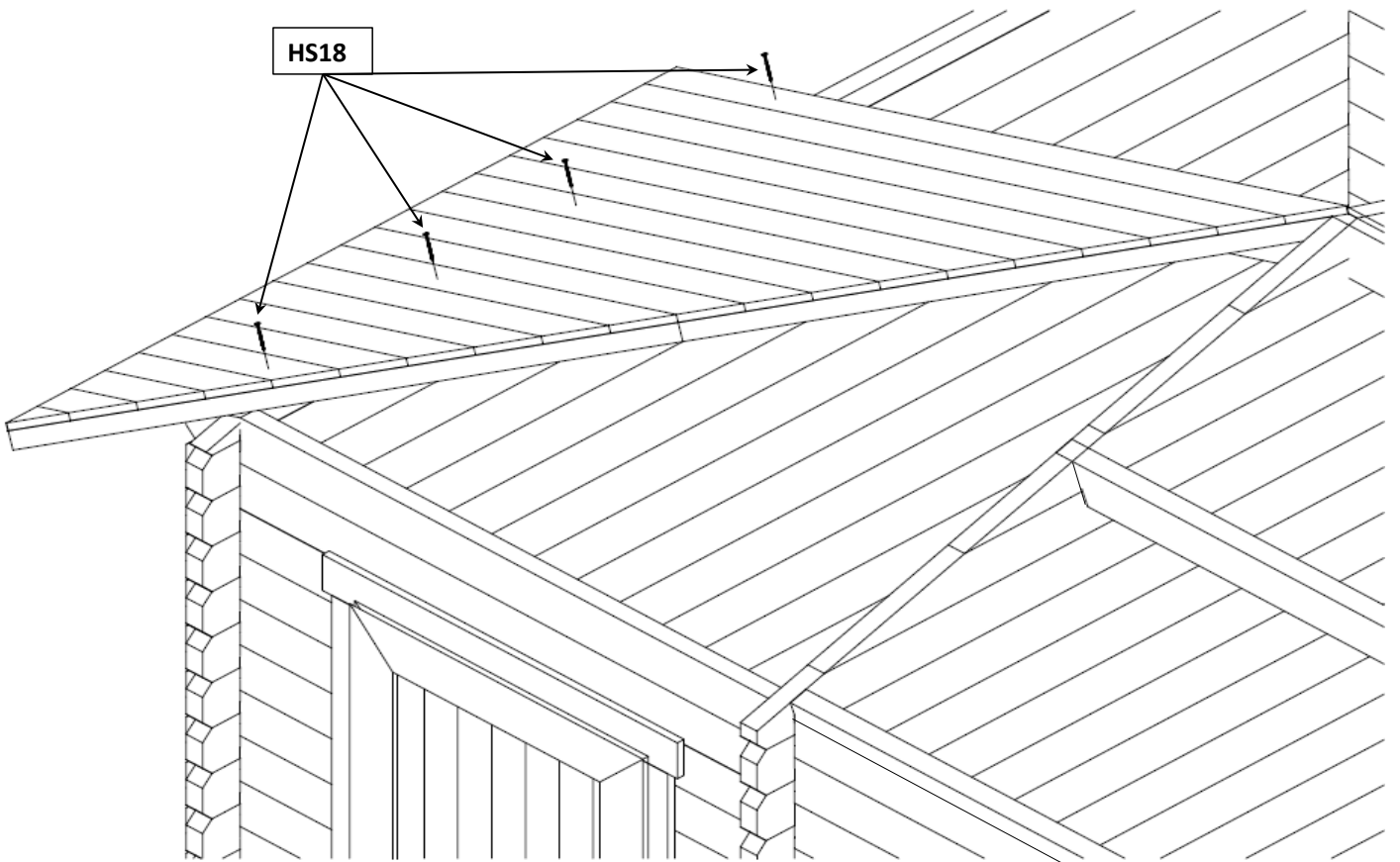


Art.Nr. 446200

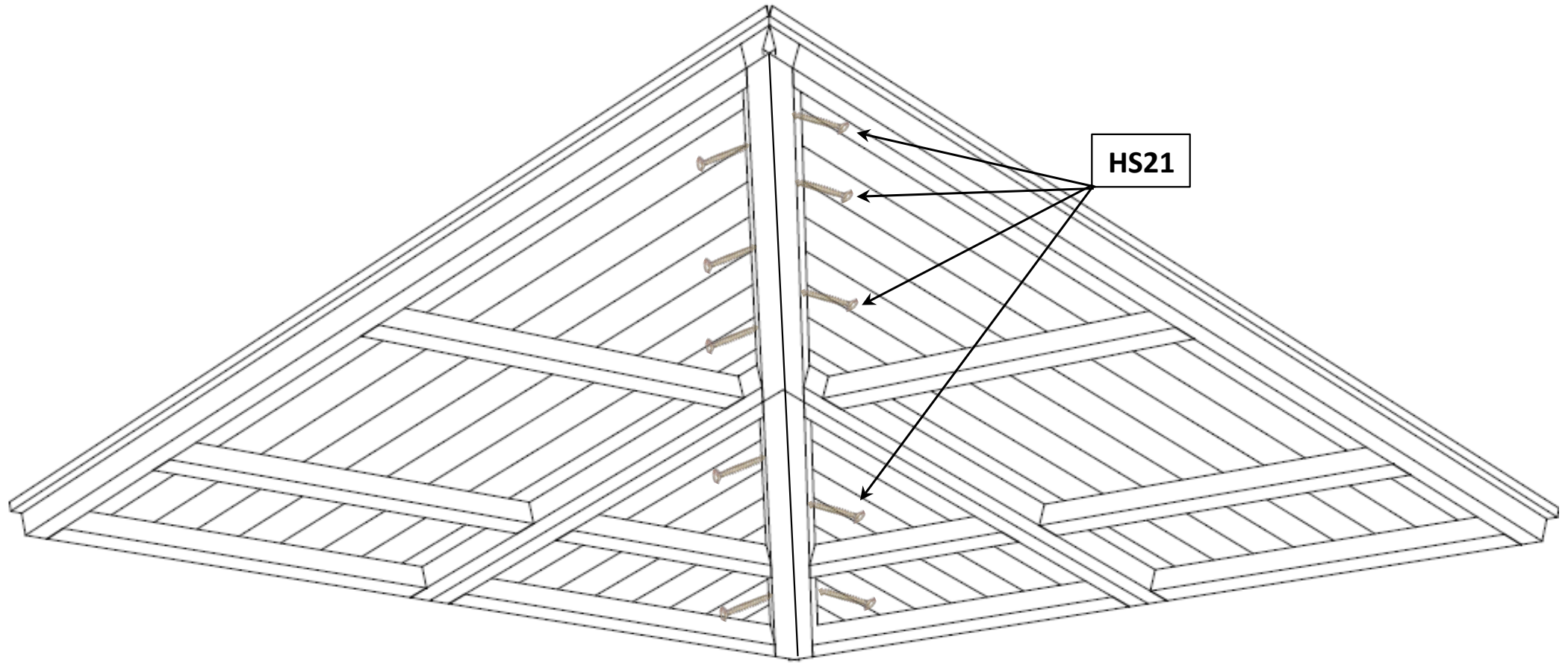
FROM BELOW - VUE DE DESSOUS - ANSICHT VON UNTEN





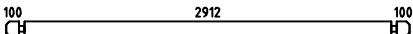
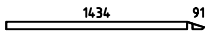
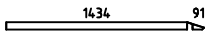





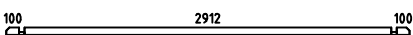
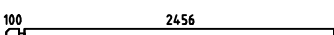


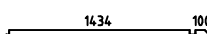










TOP VIEW - ANSICHT VON OBEH - VUE DE DESSUS




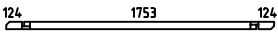
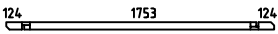
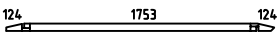
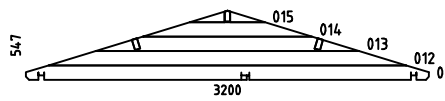
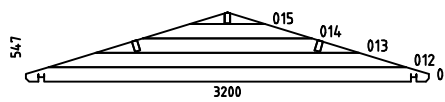
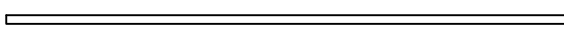

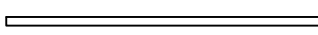

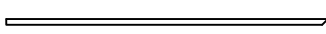


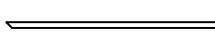




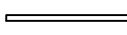




Art.Nr. 446200












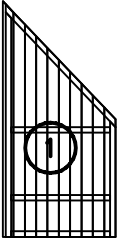
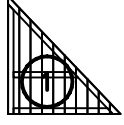
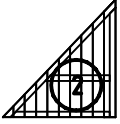



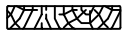
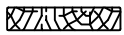



FROM BELOW - VUE DE DESSOUS - ANSICHT VON UNTEN



Pos	09.03.2015	Piecelist - Stücklist - Liste des composants Art.Nr. 446200	14/20	Q.	P. (mm)	L. (mm)
001				1	44x57	589
002				17	44x114	589
003				37	44x114	3200
004				2	44x57	1569
005				2	44x57	1569
006				1	44x57	1897
007				6	44x114	1897
008				11	44x114	589
009				11	44x114	589
010				1	44x114	3200
016				2	44x57	3200
018				9	44x114	2622
019				9	44x114	4578
020				9	44x114	5600
021				10	44x114	1600
022				1	44x114	2622
023				1	44x114	4578
024				6	44x114	2114
025				17	44x114	439
026				11	44x114	589
027				11	44x114	806
028				1	44x114	5600
029				1	44x114	2622
030				1	44x114	4578
031				17	44x114	310


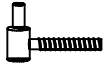
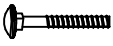




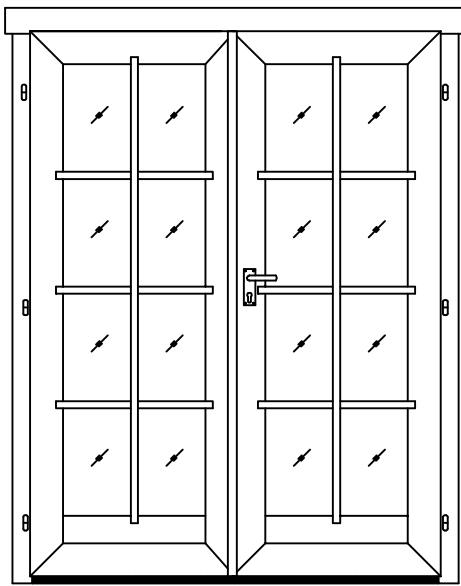
Pos	09.03.2015	Piecelist - Stücklist - Liste des composants Art.Nr. 446200	15/20	Q.	P. (mm)	L. (mm)
032				1	44x57	310
033				17	44x114	310
034				1	44x57	310
035				1	44x57	2125
036				1	44x57	2125
037				1	44x57	2125
W2-1				1		
W3-1				1		
IAR2		FOUNDATION - FUNDAMENT - FONDATION		2	70x45	4473
IAR5		FOUNDATION - FUNDAMENT - FONDATION		2	70x45	2850
IAR1		FOUNDATION - FUNDAMENT - FONDATION		2	70x45	2517
IAR6		FOUNDATION - FUNDAMENT - FONDATION		13	45x45	2850
IAR7		FOUNDATION - FUNDAMENT - FONDATION		1	45x45	2553
IAR9		FOUNDATION - FUNDAMENT - FONDATION		1	45x45	2066
IAR3		FOUNDATION - FUNDAMENT - FONDATION		1	45x45	1810
IAR4		FOUNDATION - FUNDAMENT - FONDATION		1	45x45	1720
IAR10		FOUNDATION - FUNDAMENT - FONDATION		1	45x45	702
IAR8		FOUNDATION - FUNDAMENT - FONDATION		1	45x45	215
SR1		RAFTER - DACHSPARREN - CHEVRON		4	44x140	1845
RV2		ROOF		2	44x44	2934
RV1		ROOF		2	44x44	978
PR1		ROOF BEAM - DACHBALKEN - PANNE DE TOIT		1	44x140	4044
A-PR1		ROOF BEAM - DACHBALKEN - PANNE DE TOIT		2	44x140	4000

Pos	09.03.2015	Piecelist - Stücklist - Liste des composants Art.Nr. 446200	16/20	Q.	P. (mm)	L. (mm)
		FLOOR BOARDS - FUSSBODENBRETTER - LAME DE PLANCHER 		18	90x18	2930
		FLOOR BOARDS - FUSSBODENBRETTER - LAME DE PLANCHER 		1	90x18	2930
		FLOOR BOARDS - FUSSBODENBRETTER - LAME DE PLANCHER 		1	90x18	2890
		FLOOR BOARDS - FUSSBODENBRETTER - LAME DE PLANCHER 		1	90x18	2800
		FLOOR BOARDS - FUSSBODENBRETTER - LAME DE PLANCHER 		1	90x18	2710
		FLOOR BOARDS - FUSSBODENBRETTER - LAME DE PLANCHER 		1	90x18	2620
		FLOOR BOARDS - FUSSBODENBRETTER - LAME DE PLANCHER 		1	90x18	2530
		FLOOR BOARDS - FUSSBODENBRETTER - LAME DE PLANCHER 		1	90x18	2440
		FLOOR BOARDS - FUSSBODENBRETTER - LAME DE PLANCHER 		1	90x18	2350
		FLOOR BOARDS - FUSSBODENBRETTER - LAME DE PLANCHER 		1	90x18	2260
		FLOOR BOARDS - FUSSBODENBRETTER - LAME DE PLANCHER 		1	90x18	2170
		FLOOR BOARDS - FUSSBODENBRETTER - LAME DE PLANCHER 		1	90x18	2080
		FLOOR BOARDS - FUSSBODENBRETTER - LAME DE PLANCHER 		1	90x18	1990
		FLOOR BOARDS - FUSSBODENBRETTER - LAME DE PLANCHER 		1	90x18	1900
		FLOOR BOARDS - FUSSBODENBRETTER - LAME DE PLANCHER 		1	90x18	1810
		FLOOR BOARDS - FUSSBODENBRETTER - LAME DE PLANCHER 		1	90x18	1720
		FLOOR BOARDS - FUSSBODENBRETTER - LAME DE PLANCHER 		33	90x18	1430
		TERRACE BOARDS - TERRASSENBRETTER - PLANCHER DE TERRASSE 		1	90x19	3783
		TERRACE BOARDS - TERRASSENBRETTER - PLANCHER DE TERRASSE 		1	90x19	3688
		TERRACE BOARDS - TERRASSENBRETTER - PLANCHER DE TERRASSE 		1	90x19	3593
		TERRACE BOARDS - TERRASSENBRETTER - PLANCHER DE TERRASSE 		1	90x19	3498
		TERRACE BOARDS - TERRASSENBRETTER - PLANCHER DE TERRASSE 		1	90x19	3403
		TERRACE BOARDS - TERRASSENBRETTER - PLANCHER DE TERRASSE 		1	90x19	3308
		TERRACE BOARDS - TERRASSENBRETTER - PLANCHER DE TERRASSE 		1	90x19	3213
		TERRACE BOARDS - TERRASSENBRETTER - PLANCHER DE TERRASSE 		1	90x19	3118



Pos	09.03.2015	Piecelist - Stücklist - Liste des composants Art.Nr. 446200	17/20	Q.	P. (mm)	L. (mm)
		TERRACE BOARDS - TERRASSENBRETT - PLANCHER DE TERRASSE		1	90x19	3023
		TERRACE BOARDS - TERRASSENBRETT - PLANCHER DE TERRASSE		1	90x19	2928
		TERRACE BOARDS - TERRASSENBRETT - PLANCHER DE TERRASSE		1	90x19	2833
		TERRACE BOARDS - TERRASSENBRETT - PLANCHER DE TERRASSE		1	90x19	2738
		TERRACE BOARDS - TERRASSENBRETT - PLANCHER DE TERRASSE		1	90x19	2643
		TERRACE BOARDS - TERRASSENBRETT - PLANCHER DE TERRASSE		1	90x19	2548
		TERRACE BOARDS - TERRASSENBRETT - PLANCHER DE TERRASSE		18	90x19	2456
		ROOF BOARDS - DACHBRETT - VOLIGES		90	90x18	1868
CS		CEILING SHIELD - ELEMENT - PANNEAU DE TOITURE		1	875x1749x46	
EL		ROOF SHIELD - ELEMENT - PANNEAU DE TOITURE	 	4	1787x1868x62	
EL		ROOF SHIELD - ELEMENT - PANNEAU DE TOITURE	 	4	1787x1868x62	
P		POST - PFOSTEN - POTEAU		1	70x70	1953
		FLOOR FILLET-FUSSBODENLEISTE - CORNIERE DE FINITION DU PLANCHER			18x18	19.59
TB2		EAVES BOARD - TRAUFBRETT - BANDEAU DE TOIT		2	18x90	3674
TB1		EAVES BOARD - TRAUFBRETT - BANDEAU DE TOIT		4	18x90	3840
DRV-1		ROOF EDGE REINFORCEMENT - DACHRANDVERSTÄRKUNG - CORNIERE DE RENFORT DE BORD DE TOIT		2	44x44	3978
		TERRACE BOARD - TERRASSENBRETT - LAME DE SEUIL D'ENTREE DE TERRASSE		1	19x44	2509
KFS-1		STORM PROTECTION - STURMLEISTE - - LATTE ANTI-TEMPETE		6	22x45	2500

Pos	09.03.2015	Piecelist - Stücklist - Liste des composants Art.Nr. 446200	18/20	Q.	P. (mm)	L. (mm)
FS1	WINDOW HANDLE FITTINGS - FENSTERGRIFF - POIGNÉE D'OUVERTURE DE FENETRE		4			
FSP	BOLT FOR WINDOW HANDLE FITTINGS - BOLZEN FÜR FENSTERGRIFF BESCHLAG - BOULON POUR POIGNÉE D'OUVERTURE DE FENETRE		8			
HS9	SCREW FOR POST - SCHRAUBEN FÜR PFOSTEN - VIS DE FIXATION DES POTEAUX		2	3.5x50		
HS12	SCREWS FOR TERRACE BOARD - SCHRAUBEN FÜR TERRASSENBRETT - VIS DE FIXATION DE LAME DE SEUIL D'ENTREE DE TERRASSE		7	4x40		
HS13	SCREW FOR TRIANGULAR FIXING - MONTAGENSCHRAUBE FÜR DREIECKIGE - VIS D'ASSEMBLAGE POUR TRIANGLE		10	4x60		
HS18	SCREW FOR ROOF BEAMS - SCHRAUBEN FÜR DACHBALKEN - VIS POUR PANNE DE TOIT		12	5x120		
HS16	SCREW FOR 1. WALL BEAM - SCHRAUBE FÜR 1. BOHLENREIHE - VIS DE FIXATION DES FONDATIONS		10	5x90		
HS20	SCREW FOR POST HEIGHT ADJUSTMENT - SCHRAUBEN FÜR REGULIERUNGSSCHRAUBE FÜR PFOSTEN - VIS DE FIXATION DE SUPPORT RÉGLABLE DE POTEAU		8	6x50		
HS1	SCREW FOR GEORGIAN BARS - SCHRAUBE FÜR SPROSSEN - VIS DE BARRES GEORGIENNE		12	2.5x20		
HS1	SCREW FOR GEORGIAN BARS - SCHRAUBE FÜR SPROSSEN - VIS DE BARRES GEORGIENNE		16	2.5x20		
HS4	SCREW FOR DOOR FILLET - SCHRAUBE ZUR BEFESTIGUNG TÜRLEISTE - VIS D'ASSEMBLAGE DU CADRE DE PORTE		5	3x30		
HS12	SCREW FOR EAVES BOARDS - SCHRAUBEN FÜR TRAUFBRETT - VIS DE FIXATION POUR BANDEAU DE TOIT		52	4x40		
HS13	SCREW FOR ROOF EDGE REINFORCEMENT - SCHRAUBEN FÜR DACHRANDVERSTÄRKUNG - VIS POUR RENFORT DE BORD DE TOIT		18	4x60		
HS18	SCREW FOR FUNDAMENT - SCHRAUBEN ZUR BEFESTIGUNG FUNDAMENT - VIS POUR FONDATION		42	5x120		
HS18	SCREW FOR SHIELD - SCHRAUBEN ZUR ELEMENT - VIS POUR DE PANNEAU DE TOITURE		48	5x120		
HS16	SCREW FOR FUNDAMENT - SCHRAUBEN ZUR BEFESTIGUNG FUNDAMENT - VIS POUR FONDATION		6	5x90		
HS16	SCREW FOR DOOR JAMB - SCHRAUBE FÜR TÜRRAHMEN - VIS DE FIXATION POUR MONTANT DE PORTE		4	5x90		
HS21	SCREW FOR SHIELD - SCHRAUBEN ZUR ELEMENT - VIS POUR DE PANNEAU DE TOITURE		120	6x80		
HS25	SCREW FOR DOORSTEP - SCHRAUBEN FÜR SWELLE - VIS DE FIXATION DU SEUIL DE PORTE		5	4.5x65		
NF2	ZN NAIL FOR FLOOR FILLET - ZN NÄGEL FÜR FUSSBODENLEISTE - POINTE POUR CORNIERE DE FINITION DU PLANCHER		40	1.4x40		
TL5	SET OF DOOR LOCK COVERS - SCHLOSSBLENDEN - SET DE GARNITURES DE SERRURE DE PORTE		2			
SH44	HAMMER BLOCK - SCHLAGHOLZ - CALLE DE FRAPPE		1			
SFS	NUT FOR STORM PROTECTION - SCHRAUBENMUTTER FÜR STURMLEISTE - ÉCROU POUR LAME ANTI-TEMPETE		12	D8		
NF3	ZN NAIL FOR TERRACE - ZN NÄGEL FÜR TERRASSENBRETT - POINTE POUR PLANCHER DE TERRASSE		402	2.1x50		
NF4	ZN NAIL FOR ROOF - ZN NÄGEL FÜR DACHBRETT - POINTES DE FIXATIONS DES VOLIGES DE TOIT		287	2x50		

Pos	09.03.2015	Piecelist - Stücklist - Liste des composants Art.Nr. 446200	19/20	Q.	P. (mm)	L. (mm)
NF4		ZN NAIL FOR FLOOR - ZN NÄGEL FÜR FUSSBODENBRETTER - CLOUS POUR PLANCHER		361	2x50	
		MALE BOLT HINGE FOR DOOR - TÜRRIEGEL - PARTIE MALE DE CHARNIERE DE PORTE		6	16/52	
BFS		BOLT FOR STORM PROTECTION - BOLZEN FÜR STURMLEISTE - VIS POUR LAME ANTI-TEMPETE		12	8x80	
DFS		WASHER FOR STORM PROTECTION - DICHTSCHEIBE FÜR STURMLEISTE - RONDELLE POUR LAME ANTI-TEMPETE		12	D8	
TL4		DOOR HANDLE FITTINGS - TÜRGRIF - SET DE GARNITURES DE SERRURE DE PORTE		2		
		CYLINDER LOCK - ZYLINDERSCHLOSS - CYLINDRE DE SERRURE		2	30/35	
		POST HEIGHT ADJUSTMENT - REGULIERUNGSSCHRAUBE FÜR PFOSTEN - SUPPORT RÉGLABLE DE POTEAU		1	D16	
		DOOR - TÜR - PORTE 1494x1957 SGC				
			TUK.1.108.SVP.MMb	1		
						
		DOOR - TÜR - PORTE 835x1900 TC				
			UL.2.100.IVP.MMd	1		
		